

Operational Performance Standards Monthly Report

January 2024

- ▶ GACA monitors 11 operational performance standards for the most critical passenger journey touchpoints. These standards aim to ensure a unique passenger experience for all travelers within the kingdom’s airports, while aligning with international best practices for improving the services provided at the airports.
- ▶ Airports are ranked based on their compliance in achieving targets set for each standard in a unified way of measurement across all airports. Such as check-in, security control, passport control, customs control, asset availability, PRM assistance services and delays caused by the airport operator.




Departure




Arrival

International airports with more than 15,000,000⁽¹⁾ annual passengers

Average journey duration					Standards Compliance Percentage	Average journey duration				
										
1.0	12.4	2.4	2.7	7.3	King Abdulaziz International Airport	3.9	24.1	1.0	29.0	3.4
					91%					
6.3	5.8	1.5	1.6	2.7	King Khalid International Airport	2.4	23.2	0.5	26.1	8.3
					82%					

International airports with 5,000,000 to 15,000,000 ⁽¹⁾ annual passengers

Average journey duration					Standards Compliance Percentage	Average journey duration				
										
2.3	4.9	1.1	1.3	2.4	King Fahad International Airport	2.0	18.6	0.7	21.3	3.6
					91%					
0.0	13.1	3.3	2.7	7.1	Prince Mohammed International Airport	7.1	24.1	1.4	32.5	0.0
					91%					

						
Avg. waiting time at customs control (In minutes)	Avg. waiting time at baggage collection (In minutes)	Avg. waiting time at passport control (In minutes)	Standards compliance percentage	Avg. PRM assistance time (In minutes)	Avg. waiting time at check-in (In minutes)	Avg. waiting time at security control (In minutes)

* insufficient sample size

(-) Not applicable

(1) Based on 2019 Traffic

Operational Performance Standards Monthly Report

January 2024

- ▶ GACA monitors 11 operational performance standards for the most critical passenger journey touchpoints. These standards aim to ensure a unique passenger experience for all travelers within the kingdom’s airports, while aligning with international best practices for improving the services provided at the airports.
- ▶ Airports are ranked based on their compliance in achieving targets set for each standard in a unified way of measurement across all airports. Such as check-in, security control, passport control, customs control, asset availability, PRM assistance services and delays caused by the airport operator.









Departure











Arrival

International airports with 2,000,000 to 5,000,000 ⁽¹⁾ annual passengers

	Average journey duration				Standards Compliance Percentage				Average journey duration	
0.0	3.6	1.7	0.1	1.8	Abha International Airport 100%	1.6	12.9	1.6	16.1	1.1
1.7	6.5	0.5	2.6	3.4	King Abdullah Airport - Jizan 91%	2.4	11.1	2.5	15.9	2.7

International airports with less than 2,000,000 ⁽¹⁾ annual passengers

	Average journey duration				Standards Compliance Percentage				Average journey duration	
0.2	1.3	0.4	0.2	0.7	Prince Naif Airport - Alqaseam 100%	0.3	8.9	0.2	9.5	0.6
0.0	1.0	0.4	0.4	0.2	Al-Ahsa International Airport 100%	0.3	10.2	0.3	10.9	0.0
1.0	3.0	1.0	1.1	1.0	Prince Sultan Airport - Tabuk 100%	1.0	8.3	0.9	10.1	1.0
1.1	3.6	1.2	1.1	1.2	Ha'il Airport 100%	1.3	8.0	1.0	10.3	2.9
0.9	2.7	1.2	0.6	0.8	Al-Ula International Airport 100%	3.2	9.9	1.3	14.4	1.2
1.5	4.6	1.5	1.6	1.5	Taif Airport 100%	1.5	10.2	1.5	13.2	1.5
0.0	3.8	1.2	0.7	1.9	Prince Abdulmuhsin Airport - Yanbu 91%	1.4	9.0	1.4	11.8	0.0
0.0	2.7	0.7	0.7	1.3	Al-Jawf Airport 91%	1.5	8.8	1.5	11.9	3.5

						
Avg. waiting time at customs control (In minutes)	Avg. waiting time at baggage collection (In minutes)	Avg. waiting time at passport control (In minutes)	Standards compliance percentage	Avg. PRM assistance time (In minutes)	Avg. waiting time at check-in (In minutes)	Avg. waiting time at security control (In minutes)

* insufficient sample size (-) Not applicable (1) Based on 2019 Traffic

Operational Performance Standards Monthly Report

January 2024

- GACA monitors 11 operational performance standards for the most critical passenger journey touchpoints. These standards aim to ensure a unique passenger experience for all travelers within the kingdom’s airports, while aligning with international best practices for improving the services provided at the airports.
- Airports are ranked based on their compliance in achieving targets set for each standard in a unified way of measurement across all airports. Such as check-in, security control, passport control, customs control, asset availability, PRM assistance services and delays caused by the airport operator.




Departure




Arrival


Domestic airports										
	Average journey duration				Standards Compliance Percentage				Average journey duration	
0.2	0.4	-	0.3	0.1	Arar Airport 100%	-	4.9	-	4.9	0.5
0.5	0.8	-	0.3	0.5	Rafha Airport 100%	-	5.9	-	5.9	0.3
1.3	0.6	-	0.4	0.2	Turaif Airport 100%	-	6.1	-	6.1	1.3
0.0	0.2	-	0.1	0.1	Bisha Airport 100%	-	6.6	-	6.6	0.1
0.7	0.1	-	0.1	0.1	Gurayat Airport 100%	-	6.9	-	6.9	3.2
0.0	0.1	-	0.0	0.1	Dawadmi Airport 100%	-	6.9	-	6.9	0.0
0.2	0.4	-	0.2	0.2	Al-Qaisumah International Airport 100%	-	7.0	-	7.0	0.3
0.1	0.4	-	0.2	0.1	King Saud Airport - Al-Baha 100%	-	7.7	-	7.7	3.1
0.4	2.1	-	0.9	1.2	Wadi aldawasir Airport 100%	-	6.6	-	6.6	0.3
0.5	3.0	-	1.5	1.5	Sharurah Airport 100%	-	10.5	-	10.5	2.5
0.0	0.6	-	0.1	0.5	Najran Airport 100%	-	7.9	-	7.9	0.0




Avg. waiting time at customs control (In minutes)



Avg. waiting time at baggage collection (In minutes)




Avg. waiting time at passport control (In minutes)




Standards compliance percentage



Avg. PRM assistance time (In minutes)



Avg. waiting time at check-in (In minutes)



Avg. waiting time at security control (In minutes)

* insufficient sample size

(-) Not applicable